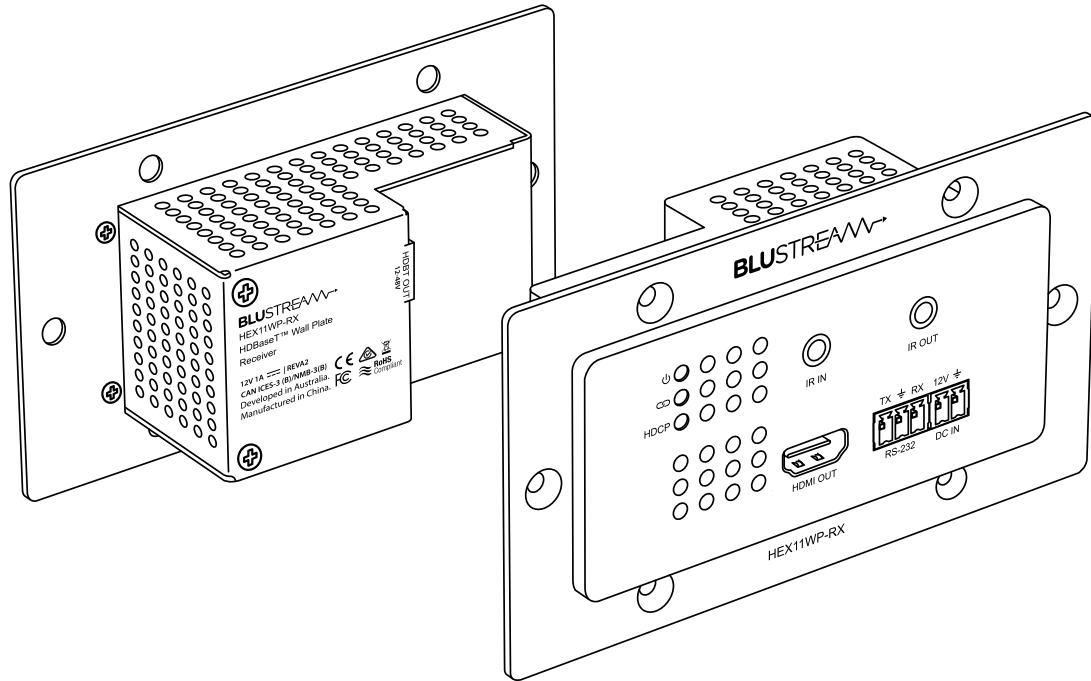


HEX11WP-RX

Quick Reference Guide



Introduction

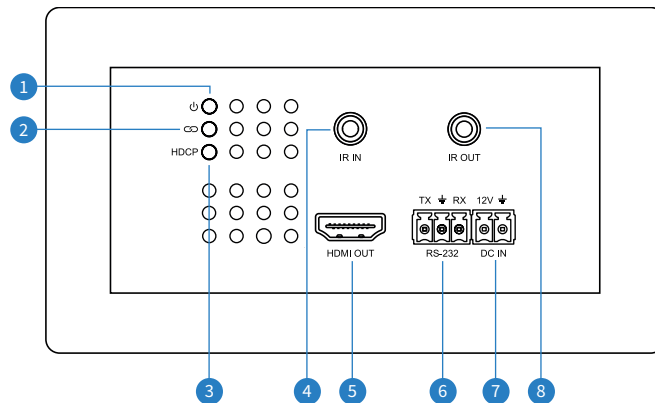
Our HEX11WP HDMI Wall Plate HDBaseT™ Receiver is a 4K solution designed to receive a HDBaseT™ signal from a compatible HDBaseT™ transmitter up to 70m at 1080p (40m 4K 60Hz 4:2:0/4K 30Hz 4:4:4). The HEX11WP-RX has been designed to work with all Blustream HDBaseT™ transmitter and matrix solutions, be installed in both UK and European backboxes and can be powered locally or from compatible Blustream HDBaseT™ products.

FEATURES:

- Advanced HDBaseT™ technology offering distribution of video and audio over a single CAT cable
- Supports 4K UHD video up to 40m (3840 x 2160 @30Hz 4:4:4, 4096 x 2160 @24Hz 4:4:4, and 4K @60Hz 4:2:0)
- Extends HDMI at 1080p up to a distance of 70m
- Supports bitstream passthrough of multichannel surround sound including object-based audio formats in line with HDMI specifications
- Supports CEC and RS-232 pass-through
- Supports bi-directional IR pass-through to compatible HDBaseT™ device
- Supports 12V-48V PoC from compatible Blustream HDBaseT™ transmitter / matrix products
- Compatible with all Blustream HDBaseT™ transmitter / matrix products*
- Magnetic faceplate surround allowing both UK & EU backbox compatibility
- HDCP 2.2 support

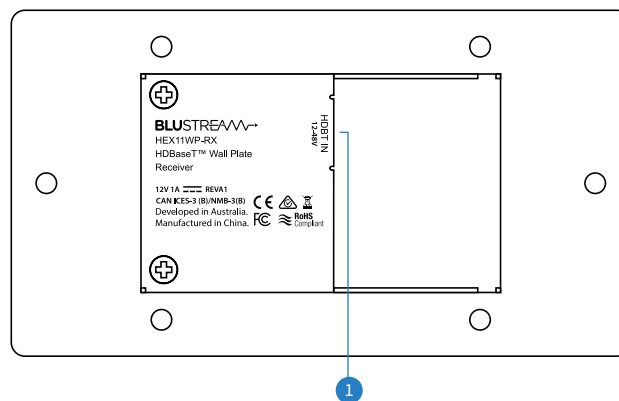
*Technical performance is subject to the features supported on the connected HDBaseT™ device.

Front Panel Description




- ① Power Status Indicator - Illuminates when powered
- ② HDBaseT™ Link Status Indicator - Illuminates when the receiver is connected to a HDBaseT™ transmitter / matrix product successfully
- ③ HDCP Status Indicator - Illuminates when signal being received supports HDCP
- ④ IR Receiver Input - 3.5mm stereo jack to connect to Blustream 5V IR receiver (not supplied)
- ⑤ HDMI Output - Type-A HDMI port to connect HDMI display device
- ⑥ RS-232 - 3-pin Phoenix connector to connect to RS-232 port of display device for control
- ⑦ 12V DC Input - 2-pin Phoenix connector to connect to Blustream 12V power supply (supplied)
- ⑧ IR Out - 3.5mm mono jack to connect to Blustream 5V IR emitter (not supplied)

Rear Panel Description



- ① HDBaseT™ Input - RJ45 HDBaseT™ port to connect to the HDBaseT™ input port of the compatible Blustream HDBaseT™ transmitter / matrix device

Example Schematic



Specifications

HEX11WP-RX

Video Input Connectors: 1 x HDBaseT™ RJ45 connector

Video Output Connectors: 1 x HDMI Type A, 19-pin, female

RS-232 Serial Port: 1 x 3-pin Phoenix connector

IR Input Port: 1 x 3.5mm stereo jack

IR Output Port: 1 x 3.5mm mono jack

Local Power Input: 1 x 2-pin Phoenix connector

Module Dimensions (W x H x D): 136mm x 76mm x 44mm (w/o faceplate)

Faceplate Dimensions (W x H x D): 146mm x 86mm x 6mm

Cut Out Dimensions (W x H x D): 78mm x 49mm x 37mm

Mounting Hole Spacing: UK 121mm CTC, EU 60mm CTC

Backbox Mounting Depth: 40mm (minimum), 47mm (recommended)
UK or EU double gang

Shipping Weight: 1.0Kg

Operating Temperature: 32°F to 104°F (-5°C to +55°C)

Storage Temperature: -4°F to 140°F (-25°C to +70°C)

Power Supply: 12V/1A DC

NOTE: Specifications are subject to change without notice. Weights and dimensions are approximate.

Package Contents

HEX11WP-RX

- 1 x HEX11WP-RX
- 1 x 12V/1A DC Power Supply
- 1 x Magnetic Faceplate
- 1 x Quick Reference Guide

Certifications

FCC NOTICE

This equipment has been tested and found to comply with the limits for a Class B digital device, pursuant to part 15 of the FCC Rules. These limits are designed to provide reasonable protection against harmful interference in a residential installation. This equipment generates, uses, and can radiate radio frequency energy and, if not installed and used in accordance with the instructions, may cause harmful interference to radio communications. However, there is no guarantee that interference will not occur in a particular installation. If this equipment does cause harmful interference to radio or television reception, which can be determined by turning the equipment off and on, the user is encouraged to try to correct the interference by one or more of the following measures:

- Reorient or relocate the receiving antenna.
- Increase the separation between the equipment and receiver.
- Connect the equipment into an outlet on a circuit different from that to which the receiver is connected.
- Consult the dealer or an experienced radio/TV technician for help.

CAUTION - changes or modifications not expressly approved by the party responsible for compliance could void the user's authority to operate the equipment.

CANADA, INDUSTRY CANADA (IC) NOTICES

This Class B digital apparatus complies with Canadian ICES-003.

Operation is subject to the following two conditions: (1) this device may not cause interference, and (2) this device must accept any interference, including interference that may cause undesired operation of the device.

CORRECT DISPOSAL OF THIS PRODUCT

This marking indicates that this product should not be disposed with other household wastes. To prevent possible harm to the environment or human health from uncontrolled waste disposal, recycle it responsibly to promote the sustainable reuse of material resources. To return your used device, please use the return and collection systems or contact the retailer where the product was purchased. They can take this product for environmentally safe recycling.