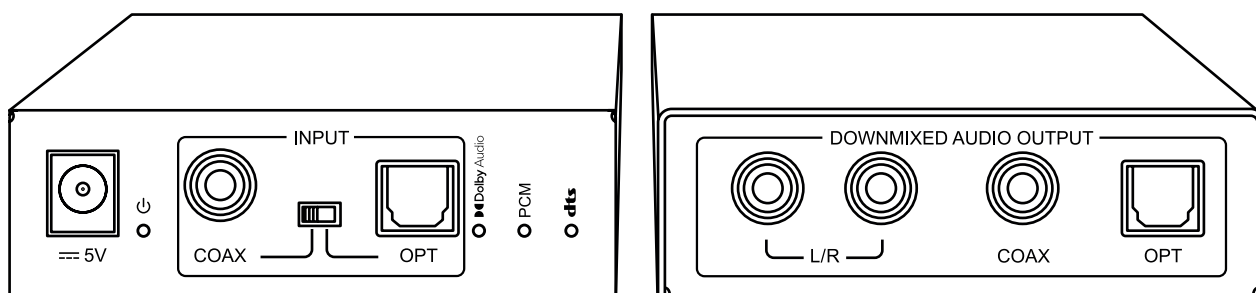


DAC13DB

Quick Reference Guide



Introduction

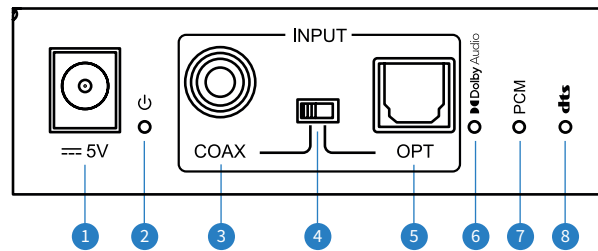
The Blustream DAC13DB has been designed to convert and downmix embedded 5.1ch Dolby Audio® or DTS Audio within an optical or coaxial audio signal into a stereo 2ch signal available on optical, coaxial and analogue audio outputs.

FEATURES:

- Down-mixes 5.1ch Dolby Audio® and DTS Audio from optical Toslink or coaxial digital audio input signals from a compatible source device to 2ch stereo audio
- Supporting Dolby Audio® Technology
- Simultaneously outputs downmixed 2ch audio via analogue, optical Toslink or coaxial digital audio outputs
- Dolby Audio® and DTS Audio formats supported:
 - PCM 2ch
 - Dolby Digital 2ch
 - Dolby Digital 5.1ch
 - DTS 2ch
 - DTS 5.1ch

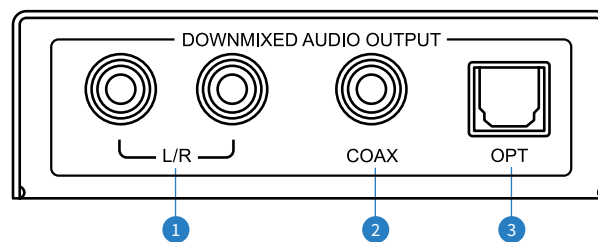
Supports audio signals up to 24-bit with sampling rates up to 96kHz

Front Panel Description



- ❶ DC 5V Power Connector - Connect to supplied Blustream 5V/1A DC power supply
- ❷ Power Status Indicator
- ❸ Coaxial S/PDIF Audio Input - Connect to coaxial S/PDIF audio output of source device
- ❹ Input Selection Switch - Select between coaxial or Toslink input signal
- ❺ Toslink Optical S/PDIF Audio Input - Connect to Toslink optical S/PDIF audio output of source device
- ❻ Dolby Input Signal Indicator - Illuminates when a compatible Dolby input signal is detected
- ❼ PCM Input Signal Indicator - Illuminates when a compatible PCM input signal is detected
- ❽ DTS Input Signal Indicator - Illuminates when a compatible DTS input signal is detected

Rear Panel Description



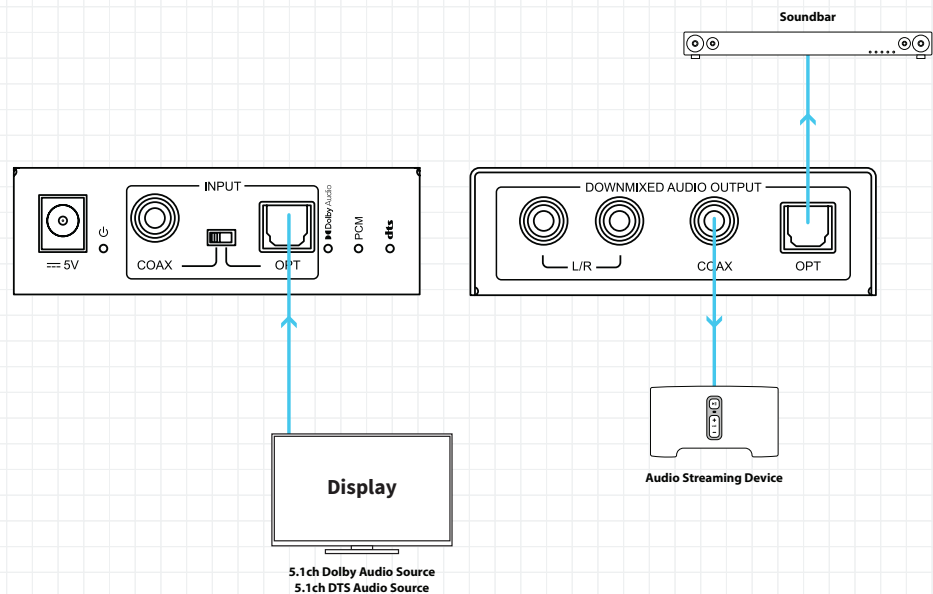
- ❶ L/R Analogue Audio Output – RCA connection outputs 2 channel down-mixed audio
- ❷ Coaxial S/PDIF Audio Output - RCA connection outputs 2 channel down-mixed audio
- ❸ Toslink Optical S/PDIF Audio Output - Toslink connection outputs 2 channel down-mixed audio

Schematic

BLUSTREAM

Example Schematic
DAC13DB

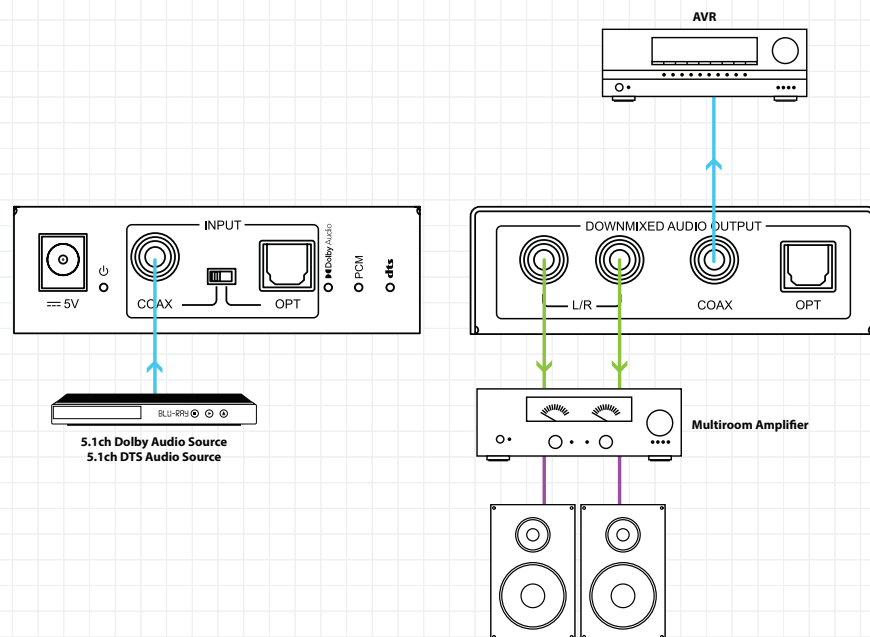
Multi-channel audio output from a display (Optical) to simultaneous audio devices (Coax and Optical)



BLUSTREAM

Example Schematic
DAC13DB

Multi-channel audio output from a HDMI source device to simultaneous audio devices (L/R 2ch and Coax)



Specifications

DAC13DB

- **Audio Input Connectors:** 1 x S/PDIF Coaxial RCA Digital
1 x S/PDIF Optical Toslink Digital
- **Audio Output Connectors:** 1 x S/PDIF Coaxial RCA Digital
1 x S/PDIF Optical Toslink Digital
2 x RCA Stereo Analogue (L/R)
- **Casing Dimensions (W x D x H):** 80mm x 76mm x 24mm (without connections)
- **Casing Dimensions (W x D x H):** 80mm x 91mm x 24mm (with connections)
- **Shipping Weight:** 0.2kg
- **Operating Temperature:** 32°F to 104°F (-5°C to +55°C)
- **Storage Temperature:** -4°F to 140°F (-25°C to +70°C)
- **Power Supply:** 5V/1A DC

NOTE: Specifications are subject to change without notice. Weights and dimensions are approximate.

Package Contents

DAC13DB

- 1 x DAC13DB
- 1 x Mounting Kit
- 1 x Quick Reference Guide
- 1 x 5V/1A DC Power Supply

Maintenance

Clean this unit with a soft, dry cloth. Never use alcohol, paint thinner or benzene to clean this unit.

Acknowledgements

Manufactured under license from Dolby Laboratories. Dolby, Dolby Audio, and the double-D symbol are trademarks of Dolby Laboratories. Confidential unpublished works. Copyright 1992-2015 Dolby Laboratories. All rights reserved.

For DTS patents, see <http://patents.dts.com>. Manufactured under license from DTS Licensing Limited. DTS, the Symbol, DTS and the Symbol together, Digital Surround, and the DTS 2.0+Digital Out logo, are registered trademarks and/or trademarks of DTS, Inc. in the United States and/or other countries. © DTS, Inc. All Rights Reserved.

Certifications

FCC NOTICE

This equipment has been tested and found to comply with the limits for a Class B digital device, pursuant to part 15 of the FCC Rules. These limits are designed to provide reasonable protection against harmful interference in a residential installation. This equipment generates, uses, and can radiate radio frequency energy and, if not installed and used in accordance with the instructions, may cause harmful interference to radio communications. However, there is no guarantee that interference will not occur in a particular installation. If this equipment does cause harmful interference to radio or television reception, which can be determined by turning the equipment off and on, the user is encouraged to try to correct the interference by one or more of the following measures:

- Reorient or relocate the receiving antenna.
- Increase the separation between the equipment and receiver.
- Connect the equipment into an outlet on a circuit different from that to which the receiver is connected.
- Consult the dealer or an experienced radio/TV technician for help.

CAUTION - changes or modifications not expressly approved by the party responsible for compliance could void the user's authority to operate the equipment.

CANADA, INDUSTRY CANADA (IC) NOTICES

This Class B digital apparatus complies with Canadian ICES-003.

Operation is subject to the following two conditions: (1) this device may not cause interference, and (2) this device must accept any interference, including interference that may cause undesired operation of the device.

CORRECT DISPOSAL OF THIS PRODUCT

This marking indicates that this product should not be disposed with other household wastes. To prevent possible harm to the environment or human health from uncontrolled waste disposal, recycle it responsibly to promote the sustainable reuse of material resources. To return your used device, please use the return and collection systems or contact the retailer where the product was purchased. They can take this product for environmentally safe recycling.

Installer Notes

[illegible]

[illegible]



www.blustream-us.com
www.blustream.com.au
www.blustream.co.uk